
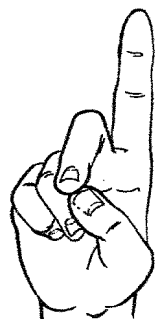
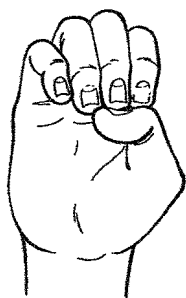

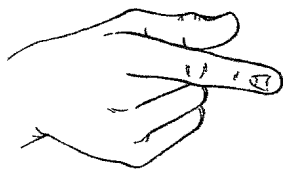


The Fingerspelled Alphabet

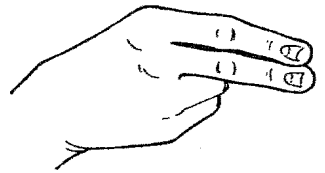
Here are the handshapes used by signers to spell the 26 letters of the alphabet. These drawings, like those showing the signers' half torsos, are shown from the point of view not of the signer, but of the person who is seeing the sign being formed.

A**B****C****D****E****F**


G



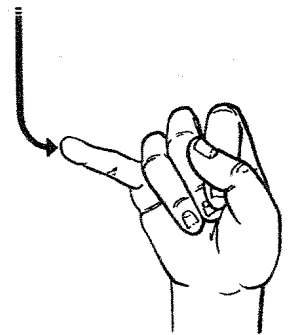
H



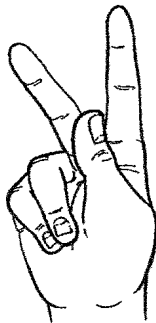
I




J



K



L



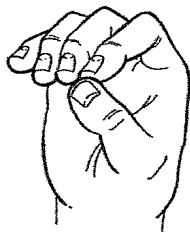
M



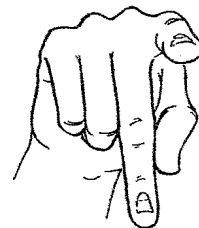
N



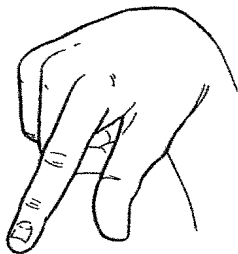
O



P



Q



R



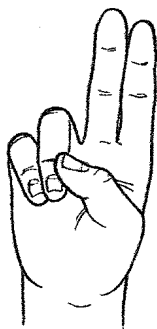
S



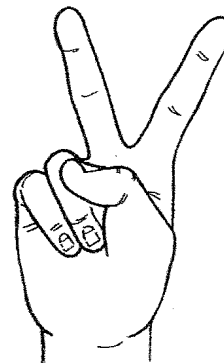
T



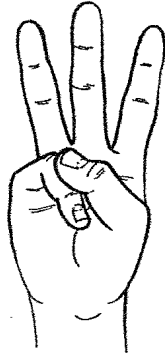
U



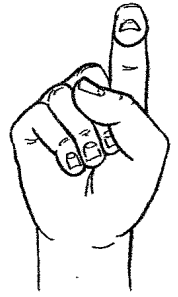
V



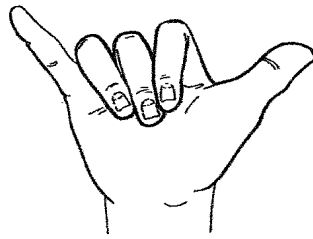
W



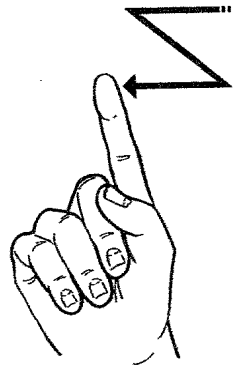
X



Y



Z



"Claw"



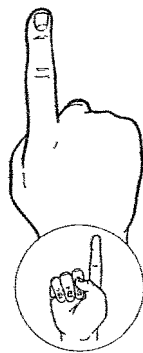
"T/X"



The Number Handshapes

Finally, here are pictures that show how to sign numbers in ASL. The numbers 1 through 9 actually function as handshapes and signs. They represent numerals, but they are also handshapes that are used in a variety of other signs, and we call them out in the text of the dictionary, just the way we call out letter handshapes, as guides in forming signs. Notice that some are variations on the fingerspelled alphabet. As in English, the teens, twenties, thirties, and so on are formed repetitively based on 1 through 9; examples are given later in the dictionary.

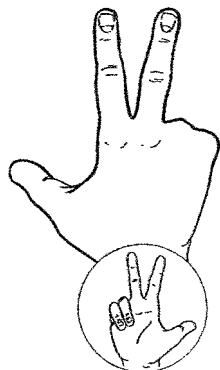
1



2



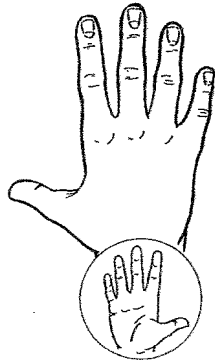
3



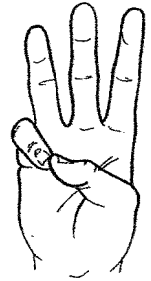
4



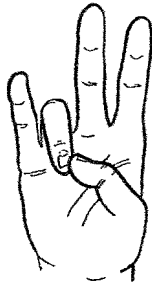
5




6



7



8



9

